SMD POWER INDUCTORS　SMD 功率電感
BCEP105LTYPE

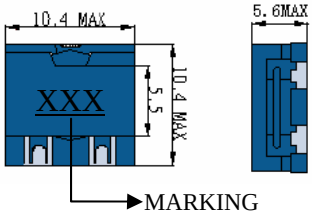

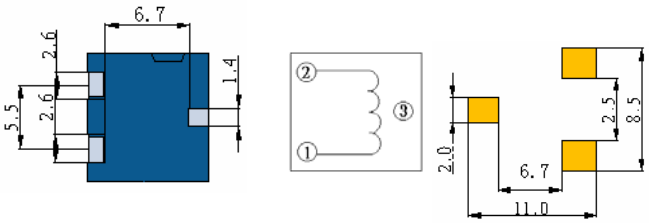

● Features
1. Various high power inductors are superior to be high saturation for surface mounting.

● 特點
1. 廣闊的感值範圍,是高飽和表面貼裝的最佳選擇.

● Applications
1. Power supply for VTR、OA equipment.
2. LCD television set、notebook PC.
3. Portable communication, equipments.
4. DC/DC converters, etc.

● 應用
1. 錄影機、辦公自動設備.
2. 液晶電視機、筆記型電腦.
3. 通訊設備.
4. 直流對直流電源供應器等.

ELECTRICAL CHARACTERISTICS FOR BCEP105L SERIES　電氣特性

Part Number 料號	Inductance 電感 (uH) (1)	Test Frequency 測試頻率	DC Resistance 電阻(Ω MAX) (2)	Saturation Current (3) 飽和電流(A)	Temperature Current(4) 溫升電流(A)
BCEP105L-R36	0.36	100KHZ	2.6m	24.0	21.0
BCEP105L-R80	0.8	100KHZ	3.2m	16.0	18.0
BCEP105L-1R4	1.4	100KHZ	4.1m	12.0	14.0
BCEP105L-2R2	2.2	100KHZ	5.3m	9.6	13.0
BCEP105L-3R2	3.2	100KHZ	8.0m	7.8	10.5
BCEP105L-4R3	4.3	100KHZ	10.5m	6.8	9.0
BCEP105L-5R7	5.7	100KHZ	12.4m	5.8	8.0
BCEP105L-7R2	7.2	100KHZ	18.0m	5.3	7.8
BCEP105L-8R8	8.8	100KHZ	23.8m	4.5	7.0

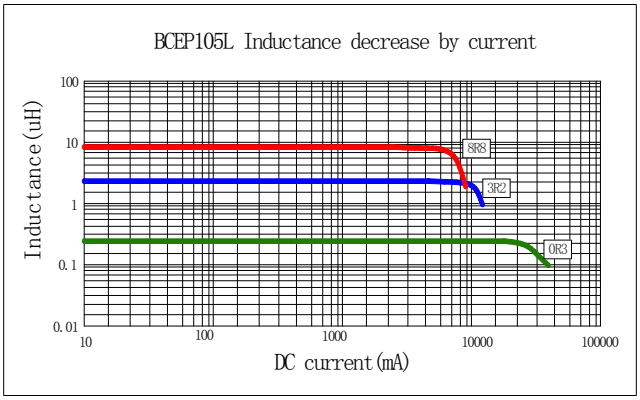

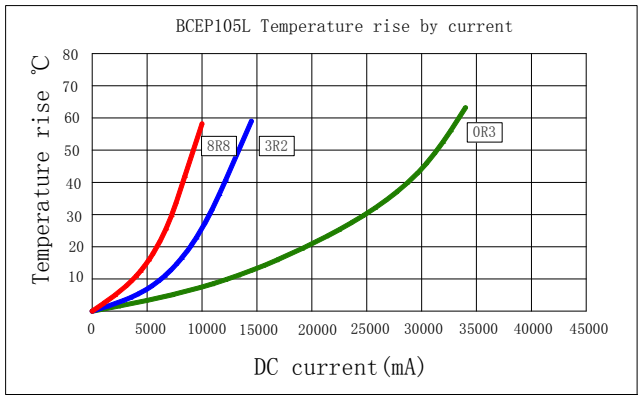

(1). Inductance tested at 0.25V. Tolerance of inductance:
0.36uH:±30%(N)　0.8uH~8.8uH:±20%(M).
(2). DCR test temp. limits 25℃.
(3). This indicates the value of current when the inductance is 25% lower than its initial value at D.C. superposition or D.C. current.
(4). To load current onto the components under normal ambience, which cause the temp, change as Δt=40℃ or more lower current.
(5). Please refer saturated current or the minimum temperature current as standard .

(1).電感測試條件爲 0.25V。電感的公差爲:
0.36uH:±30%(N)　0.8uH~8.8uH:±20%(M).
(2).電阻（測試）溫度爲 25℃。
(3).是在疊加直流或者直流負載的狀況下，電感比其初始值下降 25%時的電流。
(4).在空氣中，一元器件通以電流，使元件表面溫度變化爲 Δt=40℃或低一些的電流值。
(5).使用時，請參照飽和電流、溫升電流最小的電流爲額定電流。