SMD POWER INDUCTORS　SMD 功率電感
BCEP105H TYPE

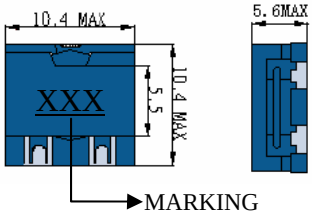

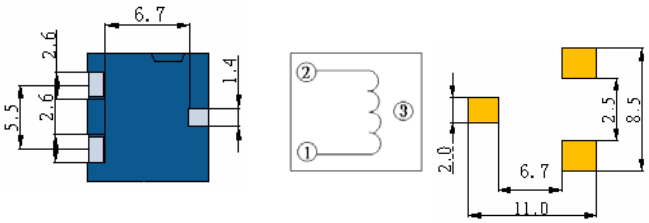

● Features
1. Various high power inductors are superior to be high saturation for surface mounting.

● 特點
1. 廣闊的感值範圍,是高飽和表面貼裝的最佳選擇.

● Applications
1. Power supply for VTR、OA equipment.
2. LCD television set、notebook PC.
3. Portable communication, equipments.
4. DC/DC converters, etc.

● 應用
1. 錄影機、辦公自動設備.
2. 液晶電視機、筆記型電腦.
3. 通訊設備.
4. 直流對直流電源供應器等.

ELECTRICAL CHARACTERISTICS FOR BCEP105H SERIES　電氣特性

Part Number 料號	Inductance 電感 (uH) (1)	Test Frequency 測試頻率	DC Resistance 電阻(Ω MAX) (2)	Saturation Current (3) 飽和電流(A)	Temperature Current(4) 溫升電流(A)
BCEP105H-R15	0.15	100KHZ	2.6m	55.0	20.0
BCEP105H-R30	0.3	100KHZ	3.2m	40.0	18.8
BCEP105H-R50	0.5	100KHZ	4.1m	30.4	15.0
BCEP105H-R80	0.8	100KHZ	5.3m	25.2	13.5
BCEP105H-1R2	1.2	100KHZ	8.0m	21.0	11.0
BCEP105H-1R5	1.5	100KHZ	10.5m	18.0	8.5
BCEP105H-2R0	2.0	100KHZ	12.4m	15.8	8.0
BCEP105H-2R5	2.5	100KHZ	18.0m	14.0	7.8
BCEP105H-3R0	3.0	100KHZ	23.8m	12.6	7.2

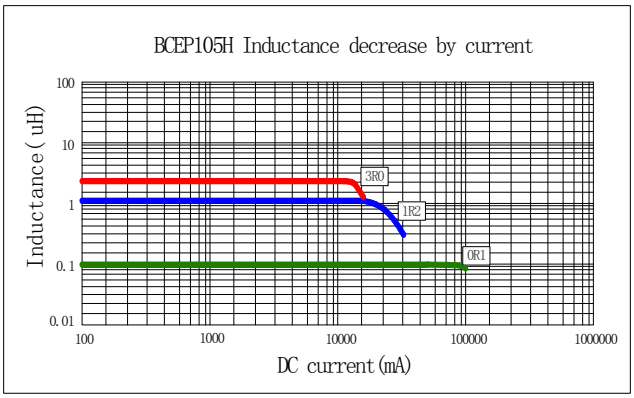

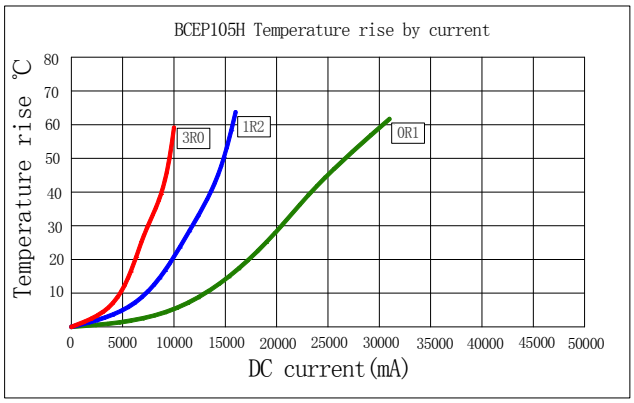

(1). Inductance tested at 0.25V. Tolerance of inductance:
0.15uH~0.3uH:±30%(N)　0.5uH~3.0uH:±20%(M).
(2). DCR test temp. limits 25℃.
(3). This indicates the value of current when the inductance is 25% lower than its initial value at D.C. superposition or D.C. current.
(4). To load current onto the components under normal ambience, which cause the temp, change as ∆t=40℃ or more lower current.
(5). Please refer saturated current or the minimum temperature current as standard .

(1).電感測試條件爲 0.25V。電感的公差爲:
0.15uH~0.3uH:±30%(N)　0.5uH~3.0uH:±20%(M).
(2).電阻（測試）溫度爲 25℃。
(3).是在疊加直流或者直流負載的狀況下，電感比其初始值下降 25%時的電流。
(4).在空氣中，一元器件通以電流，使元件表面溫度變化爲∆t=40℃或低一些的電流值。
(5).使用時，請參照飽和電流、溫升電流最小的電流爲額定電流。