SMD POWER INDUCTORS　SMD 功率電感
BCEP147S TYPE

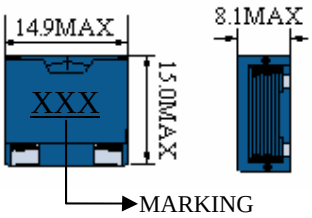

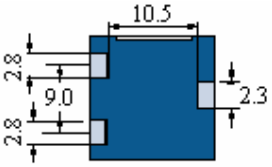

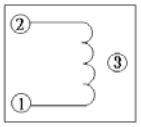

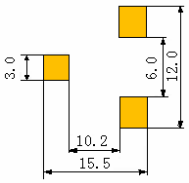

● Features
1. Various high power inductors are superior to be high saturation for surface mounting.

● 特點
1. 廣闊的感值範圍,是高飽和表面貼裝的最佳選擇.

● Applications
1. Power supply for VTR、OA equipment.
2. LCD television set、notebook PC.
3. Portable communication, equipments.
4. DC/DC converters, etc.

● 應用
1. 錄影機、辦公自動設備.
2. 液晶電視機、筆記型電腦.
3. 通訊設備.
4. 直流對直流電源供應器等.

ELECTRICAL CHARACTERISTICS FOR BCEP147S SERIES　電氣特性

Part Number 料號	Inductance 電感 (uH) (1)	Test Frequency 測試頻率	DC Resistance 電阻(Ω MAX) (2)	Saturation Current (3) 飽和電流(A)	Temperature Current(4) 溫升電流(A)
BCEP147S-R40	0.4	100KHZ	2.10m	52.8	23.0
BCEP147S-R90	0.9	100KHZ	2.65m	36.0	18.0
BCEP147S-1R5	1.5	100KHZ	3.50m	27.2	16.0
BCEP147S-2R4	2.4	100KHZ	3.90m	22.4	13.0
BCEP147S-3R4	3.4	100KHZ	5.50m	18.4	12.3
BCEP147S-4R7	4.7	100KHZ	7.50m	15.2	12.0
BCEP147S-6R1	6.1	100KHZ	7.80m	14.8	1.0
BCEP147S-7R7	7.7	100KHZ	9.85m	12.4	10.0
BCEP147S-9R5	9.5	100KHZ	13.3m	11.2	9.30

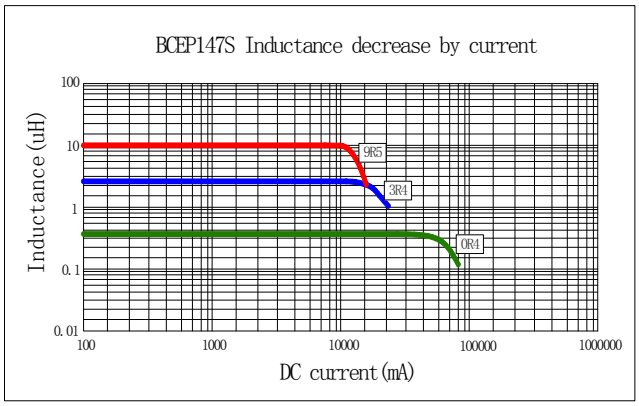

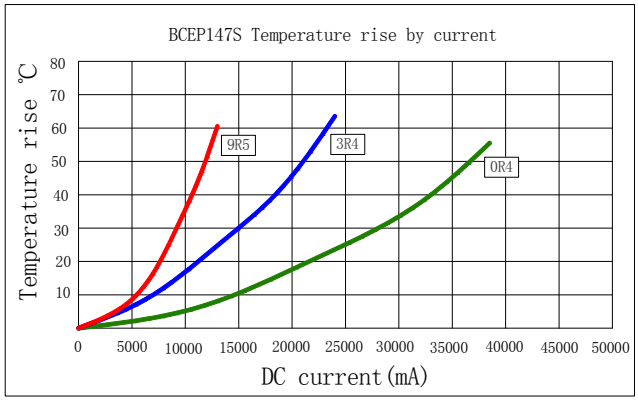

(1). Inductance tested at 0.25V. Tolerance of inductance:
0.4uH:±30%(N)　0.9uH~9.5uH:±20%(M)
(2). DCR test temp. limits 25℃.
(3). This indicates the value of current when the inductance is 25% lower than its initial value at D.C. superposition or D.C. current.
(4). To load current onto the components under normal ambience, which cause the temp, change as ∆t=40℃or more lower current.
(5). Please refer saturated current or the minimum temperature current as standard .

(1).電感測試條件爲 0.25V。電感的公差爲:
0.4uH:±30%(N)　0.9uH~9.5uH:±20%(M)
(2).電阻（測試）溫度爲 25℃。
(3).是在疊加直流或者直流負載的狀況下，電感比其初始值下降 25%時的電流。
(4).在空氣中，一元器件通以電流，使元件表面溫度變化爲∆t=40℃或低一些的電流值。
(5).使用時，請參照飽和電流、溫升電流最小的電流爲額定電流。