SMD POWER INDUCTORS　SMD 功率電感
BCPS9050 TYPE



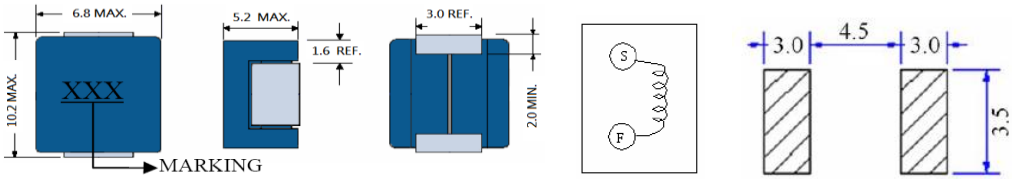

- Features
1. 155℃ maximum total temperature operation. Surface mount inductors designed for higher speed switch mode applications requiring lower inductance and high current.
2. Inductance range from 0.010uH to 0.220uH.
3. Current range up to 50 Amps.

- Applications
1. Next generation microprocessors.

- 特點
1. 最大操作溫度 155℃。表面裝裝爲高速切換要求，爲低電感高電流的設備而設計。
2. 電感範圍 0.010uH to 0.220uH。
3. 電流可達到 50 Amps。

- 應用
1. 新一代微處理器。

ELECTRICAL CHARACTERISTICS FOR　電氣特性
BCPS9050 SERIES

Part Number 料號	Inductance 電感 (uH) (1)	Test Frequency 測試頻率	DC Resistance 電阻(Ω MAX) (2)	Saturation Current (3) 飽和電流(A)	Temperature Current(4) 溫升電流(A)
BCPS9050-R10	0.01	1MHZ	0.269	50	28
BCPS9050-R12	0.12	1MHZ	0.269	42	28
BCPS9050-R15	0.15	1MHZ	0.269	33	28
BCPS9050-R20	0.20	1MHZ	0.269	25	30
BCPS9050-R22	0.22	1MHZ	0.350	23	32

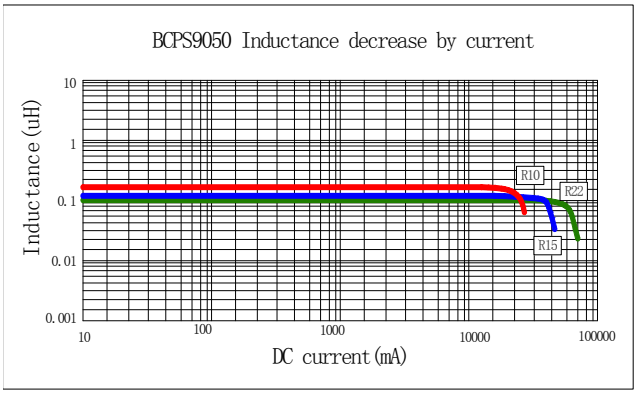

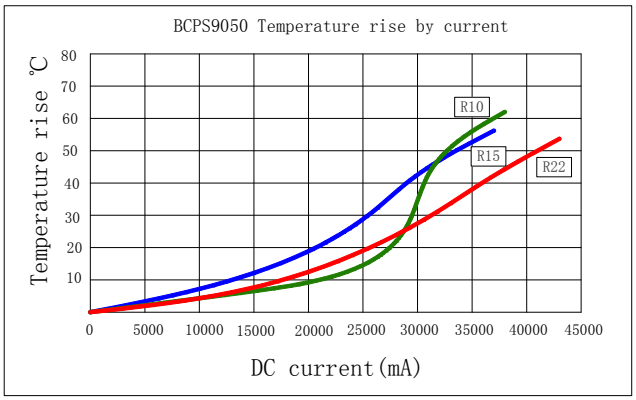

(1). Inductance tested at 0.25V. Tolerance of inductance:±20%(M)
(2). DCR test temp. limits 25℃.
(3). This indicates the value of current when the inductance is 30% lower than its initial value at D.C. superposition or D.C. current.
(4). To load current onto the components under normal ambience, which cause the temp, change as ∆t=40℃or more lower current.
(5). Please refer saturated current or the minimum temperature current as standard .

(1).電感測試條件爲 0.25V。電感的公差爲:±20%(M)
(2).電阻（測試）溫度爲 25℃。
(3).是在疊加直流或者直流負載的狀況下，電感比其初始值下降 30%時的電流。
(4).在空氣中，一元器件通以電流，使元件表面溫度變化爲∆t=40℃或低一些的電流值。
(5).使用時，請參照飽和電流、溫升電流最小的電流爲額定電流。