AXIS POWER 經軸電子

SMD POWER INDUCTORS　SMD 功率電感
BCPS9080 TYPE



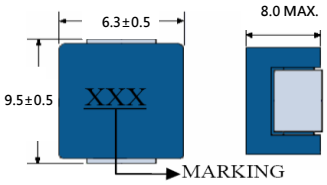

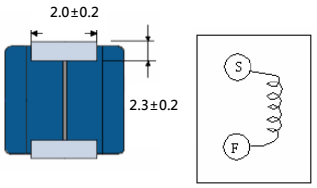

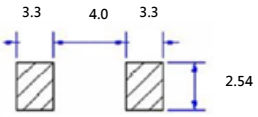

● Features
1. 155℃ maximum total temperature operation. Surface mount inductors designed for higher speed switch mode applications requiring lower inductance and high current.
2. Inductance range from 0.010uH to 0.30uH.
3. Current range up to 95 Amps.

● Applications
1. Next generation microprocessors.

● 特點
1. 最大操作溫度 155℃。表面裝裝為高速切換要求，為低電感高電流的設備而設計。
2. 電感範圍 0.010uH to 0.30uH。
3. 電流可達到 95 Amps。

● 應用
1. 新一代微處理器。

ELECTRICAL CHARACTERISTICS FOR BCPS9080 SERIES　電氣特性

Part Number 料號	Inductance 電感 (uH) (1)	Test Frequency 測試頻率	DC Resistance 電阻(Ω MAX) (2)	Saturation Current (3) 飽和電流(A)	Temperature Current(4) 溫升電流(A)
BCPS9080-R10	0.01	1MHZ	0.29	94.0	51.0
BCPS9080-R12	0.12	1MHZ	0.29	80.0	51.0
BCPS9080-R15	0.15	1MHZ	0.29	65.0	51.0
BCPS9080-R20	0.20	1MHZ	0.29	55.0	51.0
BCPS9080-R22	0.22	1MHZ	0.29	44.0	51.0
BCPS9080-R28	0.28	1MHZ	0.29	34.0	51.0
BCPS9080-R30	0.30	1MHZ	0.29	32.5	51.0

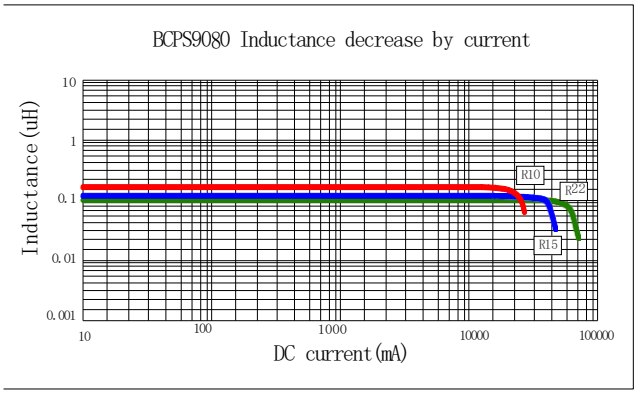

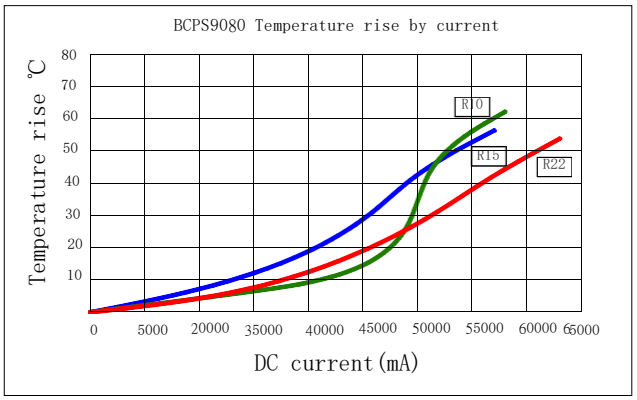

(1). Inductance tested at 0.25V. Tolerance of inductance:±20%(M)
(2). DCR test temp. limits 25℃.
(3). This indicates the value of current when the inductance is 30% lower than its initial value at D.C. superposition or D.C. current.
(4). To load current onto the components under normal ambience, which cause the temp, change as ∆t=40℃ or more lower current.
(5). Please refer saturated current or the minimum temperature current as standard .

(1).電感測試條件為 0.25V。電感的公差為:±20%(M)
(2).電阻（測試）溫度為 25℃。
(3).是在疊加直流或者直流負載的狀況下，電感比其初始值下降 30%時的電流。 (4).在空氣中，一元器件通以電流，使元件表面溫度變化為 ∆t=40℃或低一些的電流值。
(5).使用時，請參照飽和電流、溫升電流最小的電流為額定電流。